

Dear Parents,

At last the half term break has arrived which is always welcome for children, parents and staff alike. It is a time for us all to recharge, rest and most importantly enjoy time with family and friends.

We have had a super half term full of learning, visitors to enrich our curriculum and fun, with today being 'Mufti Day'. Thank you to all for your contribution to our funds to help us purchase books for our library.

Golden Certificates

Very well done to the following children for achieving their Golden certificate:

Kusang: FS2 - for his enthusiasm and engagement with learning and the improvement he has made in writing.



Enya-Rose: Y1 - for being an 'always person'. Always trying to do her best, always persevering, always being kind and friendly to everyone.

Eoghan: Y2 - for his perseverance and dedication to learning on a daily basis.






Ted: Y4 - for his fun and cheerful approach to school, displaying the school value of perseverance daily and pushing himself to do better across the curriculum.

Imogen: Y6 - for wholeheartedly engaging with her learning across the curriculum, always ensuring she strives for excellence in her work and acting upon any and all feedback given to



Orca class

It has been an extremely busy final week in Orca class with lots of learning going on to finish our units. Our Mayan unit ended with an investigative study over 'why the civilisation declined and eventually ended'. We worked in groups to find 'evidence' that helped to back up our theories as to why the civilisation came to an end. Wonderful group work from everyone! It has been a very scientific week too as we finished off our learning about changing materials. We have one more experiment to do after the half term break but this week saw some detailed work on irreversible changes, such as burning, and an experiment about rust! The engagement in this unit has been great so well done Orca Class!



Our 'Survival Guides' also came to fruition with some very detailed written work in English. Everyone was keen to show off their 'guides' by making their own booklet. We used Publisher to create their final guide, getting to grips with text boxes, backgrounds and images!

Campfire delicacies

This is an important skill for the wild since an average human can only live up to 3 weeks without food. This part of the guide will tell you about how to find your food and make sure it is safe to eat.

1. Search for berries and nuts or some fish such as açaí (a type of fruit)
2. Bring any food you find back to camp, then put it on a leaf (this can be your plate).
3. Place your food down and search for wood (but not damp wood) and stones.
4. Once you have gathered all your supplies from step 3, start placing your stones in a circle shape, forming the base, and put your sticks in the middle.
5. Get flint and steel (from your survival kit) and start scraping them together, away from your face and close to the wood.
6. Once you have the fire, place two sticks next to the fire (but not too close) then put the container on the two sticks.
7. Put the water in the pot (from the first paragraph).

The final step is to put the food you have collected in the pot then take it out carefully.

Now that's how you make food in the wild!



Explorer's kit

Before you set off on your adventure, make sure you pack an explorer's kit because, when problems occur, it can help you a lot. Some suitable things to pack would be a machete because it has lots of different uses, a first aid kit and a list of emergency numbers with a fully charged phone. You could pack a torch for when it is dark. A light fold up tent would be useful because if you are in severe weather or plummeting temperatures, you can use it for shelter or warmth. A fully packed explorer's kit is crucial for your survival.



Mount Pleasant Extra!

Together we shine

6th June 2025

Orca class

Finally, our weaving! This has been such a fantastic unit - the children have really got to grips with this skill and their final pieces all look amazing! We have been working right up to the wire with this project but their hard work certainly shows and the detail everyone has added to their project is brilliant! A Huge well done to everyone!



Road Safety

BE SAFE – BE SEEN!

On Wednesday, two police officers kindly offered their time to visit school to talk with the children about 'Road Safety'. Bea (Cpl Mallinson) and James (Cpl Kirton) reminded the children of how to keep safe while out and about, either playing with friends or cycling.

As we are aware, the dark mornings and dark evenings during winter, require extra precautions to keep safe while out and about. The children listened carefully and were keen to answer questions as well as sharing their own experiences and ideas.


The following advice was shared with the children:

- ♦ High visibility clothing must be worn e.g. jacket or belt and reflective strips on helmets and shoes.
- ♦ High visibility items can be bought for bikes including the frame, wheels and pedals.
- ♦ Bike lights—white at the front and red at the back.
- ♦ Cycle on the pavement, not on the roads or gravel paths.
- ♦ Vehicles travel at 10mph around school, 20mph around the families accommodation and 30mph on the main ring road.
- ♦ Play only on the grass not by or on the road
- ♦ Use a zebra crossing to cross the road.
- ♦ Hold hands with parents when out and about.

Poster Competition

There is a Road Safety poster campaign for the children with their entries being displayed at the winter fete. The children have their art paper in their bags today and entries can be given to Bea and James at the winter fete. Some of the posters will be made professionally and displayed around camp.

Good Luck everyone! Be SAFE, Be SEEN!



Mount Pleasant Extra!

Together we shine

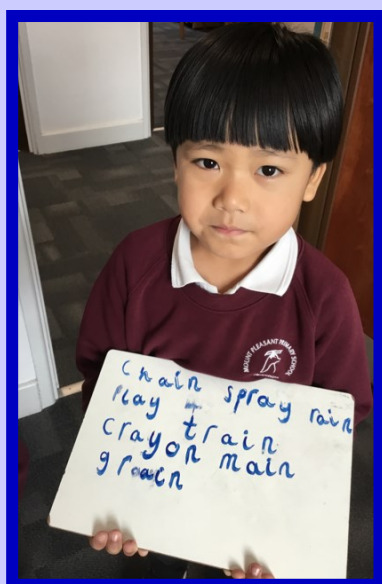
6th June 2025

Mufti Day

The children looked fantastic today! Many thanks for your generous contribution to our school funds. You raised £65 which will certainly help us buy some new books for our library.


Cake Bake and Book-give-away

It was great to see so many parents at our book-giveaway on Monday. I am always delighted when parents turn up to support and enjoy events with their children in school. It's a time for parents to have the chance to chat and enjoy drink with other parents too. Thank You!



I was so impressed when Kusang came to share some of his phonic work with me. WOW!

This is super work as those words are tricky to spell and just check out Kusang's handwriting!



Mount Pleasant Extra!

Together we shine

6th June 2025



The help is
great!



Looking for more items please! 😊

We are still able to take any second hand, clean and in good condition items, for the Nearly New stall. This could include: **DVDs, books, clothes (any age), homeware etc.**

Also, if you have any new, unopened items - **food, toiletries, puzzles, games, Easter eggs, chocolate boxes, stationery etc.** - that you would like to donate to the Tombola stall we will be happy to take these items too.

As always – thank you for your support! 😊

Clean and in
good condition
please

Mount Pleasant Extra!

Together we shine

6th June 2025

School Photographs

Individual and sibling photographs have been sent home today - check in book bags! There is also a letter from the photographer detailing how to place your orders. We hope you're happy with your photos!

Website photos

Thanks to all those who agreed to their children being photographed for our school website update, the BFSAI photographer MJ (Cpl Williams) has taken some wonderful snaps and we will be making use of them soon.



Further dates will be added to the newsletter as events are arranged.

- **Monday 09th June to Friday 13th June - half term, school closed.**
- **Monday 25th June to Friday 29th June - DCS Quality Assurance advisor visit.**
- **Saturday 21st June 11am to 3pm - MPS winter fete to be held in school.**
- **Thursday 24th July - Last day of term, school closes at 13:00 hrs.**

Term time and holiday dates for the academic year 2024-25 can be found on the school website.

~ Wishing you all a fantastic half term ~